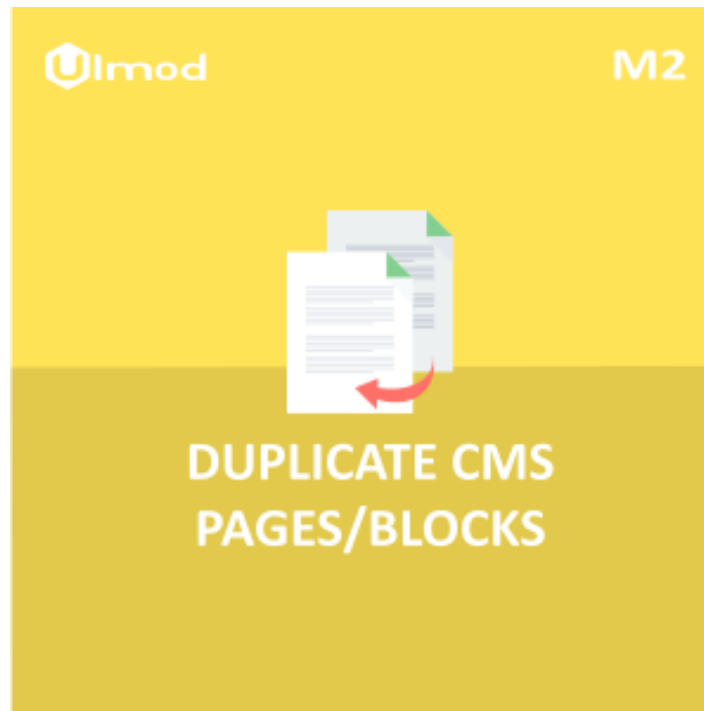


# Duplicate CMS Page/Block for Magento 2

## User Guide



# Table of Contents

## **1. CMS Page and Block Duplication**

1.1. Accessing the Extension Guide

1.2. Guide

1.3. Duplicate Page

1.4. Duplicate Block

## **2. Support**

## 1. CMS Page and Block Duplication

Once you are finished with installing the extension it is time to proceed to your Magento 2 backend to duplicate CMS Page and Block.

# 1.1. Accessing the Extension Guide


The screenshot shows the Ulmod admin interface. On the left is a dark sidebar menu with the following items: Dashboard, Sales, Products, Customers, Marketing, Content, Reports, Stores, System, and Find Partners & Extensions. The main content area is titled 'Stores' and contains a sub-menu with: Settings, All Stores, Configuration, Terms and Conditions, Order Status, Taxes, Tax Rules, Tax Zones and Rates, Currency, Currency Rates, and Currency Symbols. A secondary menu on the right lists: Attributes, Product, Attribute Set, and Rating. At the top right of the main area are search, notification, and user profile icons. A 'Reload Data' button is visible in the top right. A table below shows columns for Tax (\$0.00), Shipping (\$0.00), and Quantity (0). A callout box with a white border and black background contains the text: 'To access the duplicate CMS Pages/Blocks guide, go to Stores > Configuration > Ulmod Extensions > Duplicate CMS Pages/Blocks.'

# 1.2. Guide

ULMOD EXTENSIONS ^

Duplicate CMS Pages/Blocks

## Duplicate CMS Pages/Blocks Info



### Duplicate CMS Pages/Blocks


Save your time on Content(CMS Pages/Blocks) management by duplicating or copying Pages and Blocks content from one Page/Block to another . A must have extension for any store with many CMS Page and Block.

If you have any questions, email us at [support@ulmod.com](mailto:support@ulmod.com).


A short guide to help you easily duplicate pages and blocks.

### Guide

#### Duplicate CMS Pages

-  To duplicate a CMS Page, please go to Content -> Elements -> Pages. Then select the page you want to duplicate. You will find 'Duplicate This Page' button on CMS edit page. after clicking the button, your CMS Page will be duplicated.

#### Duplicate Blocks

-  To duplicate a Block, please go to Content -> Elements -> Blocks. Then select the block you want to duplicate. You will find 'Duplicate This Block' button on Block edit page. after clicking the button, your Block will be duplicated.

## 1.3. Duplicate Page

Privacy Policy

To duplicate page, hit the  
'Duplicate This Page' button



m2demo

← Back

Delete Page

Reset

Duplicate This Page

Save and Continue Edit

Save Page

Enable Page  Yes

Page Title \* Privacy Policy

Content



Search Engine Optimisation



Page in Websites



Design



Custom Design Update



## 1.3.1. Duplicate Page Result

Privacy Policy

← Back

Delete Page

Reset

Duplicate This Page

Save and Continue Edit


Save Page


✓ CMS Page Successfully Duplicated.

The success message display after a page is successfully duplicated

Enable Page  Yes

Page Title \* Privacy Policy

Content 

Search Engine Optimisation 

URL Key privacy-policy-cookie-restriction-mode-202753611

The URL of the page duplicated is auto-generated and you can easily edit it to the one which fit you and save the page

Meta Title

Meta Keywords

## 1.4. Duplicate Block

Eco Friendly Block

To duplicate block, hit the  
'Duplicate This Block' button



m2demo ▾

← Back

Delete Block

Reset

Duplicate This Block

Save and Continue Edit

Save Block

Enable Block  Yes

Block Title \* Eco Friendly Block

Identifier \* eco-friendly-block

Store View \* All Store Views

**Main Website**

**French Store**

French Store View

**German Store**

German Store View



## 1.4.1. Duplicate Block Result

Eco Friendly Block



m2demo ▾

← Back

Delete Block

Reset

Duplicate This Block

Save and Continue Edit

Save Block

✓ CMS Static Block Successfully Duplicated.

The success message display after a block is successfully duplicated

Enable Block  Yes

Block Title \* Eco Friendly Block

Identifier \* eco-friendly-block-1399649397

The URL of the block duplicated is auto-generated and you can easily edit it to the one which fit you and save the block

Store View \*  
All Store Views  
Main Website  
French Store  
French Store View  
German Store

## 3. Support

### Need Help?

Ulmod Support team is always ready to assist you, no matter which part of the world you are in. If something does happen and you think you might be experiencing an issue or bug, please contact us via [support@ulmod.com](mailto:support@ulmod.com) and we will help you out.

### Got Questions?

Should you have any questions or feature suggestions, please contact us at <http://ulmod.com/contact/>  
Your feedback is absolutely welcome!